

**MONTHLY REPORT OF DISBURSEMENTS**  
For the month of May 2024


Department : State Universities and Colleges (SUCs)  
 Agency/Entity : Cagayan State University  
 Operating Unit : < not applicable >  
 Organization Code (UACS) : 08 022 0000000  
 Fund Cluster : 01 - Regular Agency Fund  
 (e.g. UACS Fund Cluster: 01-Regular Agency Fund, 02-Foreign Assisted Projects Fund, 03-Special Account-Locally Funded/Domestic Grants Fund, etc.)


Particulars	Current Year Budget					Prior Year's Budget											SUB-TOTAL	Trust Liabilities				Grand Total					Remarks		
	PS	MOOE	FinEx	CO	TOTAL	Prior Year's Accounts Payable					Current Year's Accounts Payable					TOTAL		PS	MOOE	CO	TOTAL	PS	MOOE	FinEx	CO	TOTAL			
						PS	MOOE	FinEx	CO	Sub-Total	PS	MOOE	FinEx	CO	Sub-Total													17=(11+16)	18=(6+17)
1	2	3	4	5	6=(2+3+4+5)	7	8	9	10	11=(7+8+9+10)	12	13	14	15	16=	17=(11+16)	18=(6+17)	19	20	21	22=(19+20+21)	23	24	25	26	27=(23+24+25+26)	28		
CASH DISBURSEMENTS	136,105,599.06	16,415,935.26	0.00	11,012,419.18	163,533,953.50	0.00	0.00	0.00	3,331,923.78	3,331,923.78	0.00	0.00	0.00	0.00	0.00	3,331,923.78	166,865,877.28	0.00	0.00	0.00	0.00	136,105,599.06	16,415,935.26	0.00	14,344,342.96	166,865,877.28			
Notice of Cash Allocation (NCA)	136,105,599.06	16,415,935.26	0.00	11,012,419.18	163,533,953.50	0.00	0.00	0.00	3,331,923.78	3,331,923.78	0.00	0.00	0.00	0.00	0.00	3,331,923.78	166,865,877.28	0.00	0.00	0.00	0.00	136,105,599.06	16,415,935.26	0.00	14,344,342.96	166,865,877.28			
MDS Checks Issued	615,769.43	60,708.00	0.00	0.00	676,477.43	0.00	0.00	0.00	0.00	0.00	0.00	0.00	0.00	0.00	0.00	0.00	676,477.43	0.00	0.00	0.00	0.00	615,769.43	60,708.00	0.00	0.00	676,477.43			
Advice to Debit Account	135,489,829.63	16,355,227.26	0.00	11,012,419.18	162,857,476.07	0.00	0.00	0.00	3,331,923.78	3,331,923.78	0.00	0.00	0.00	0.00	0.00	3,331,923.78	166,189,399.85	0.00	0.00	0.00	0.00	135,489,829.63	16,355,227.26	0.00	14,344,342.96	166,189,399.85			
Notice of Transfer Allocations (NTA)	0.00	0.00	0.00	0.00	0.00	0.00	0.00	0.00	0.00	0.00	0.00	0.00	0.00	0.00	0.00	0.00	0.00	0.00	0.00	0.00	0.00	0.00	0.00	0.00	0.00	0.00	0.00		
MDS Checks Issued	0.00	0.00	0.00	0.00	0.00	0.00	0.00	0.00	0.00	0.00	0.00	0.00	0.00	0.00	0.00	0.00	0.00	0.00	0.00	0.00	0.00	0.00	0.00	0.00	0.00	0.00	0.00	0.00	
Advice to Debit Account	0.00	0.00	0.00	0.00	0.00	0.00	0.00	0.00	0.00	0.00	0.00	0.00	0.00	0.00	0.00	0.00	0.00	0.00	0.00	0.00	0.00	0.00	0.00	0.00	0.00	0.00	0.00	0.00	
Working Fund for FAPs	0.00	0.00	0.00	0.00	0.00	0.00	0.00	0.00	0.00	0.00	0.00	0.00	0.00	0.00	0.00	0.00	0.00	0.00	0.00	0.00	0.00	0.00	0.00	0.00	0.00	0.00	0.00	0.00	
Cash Disbursement Ceiling (CDC)	0.00	0.00	0.00	0.00	0.00	0.00	0.00	0.00	0.00	0.00	0.00	0.00	0.00	0.00	0.00	0.00	0.00	0.00	0.00	0.00	0.00	0.00	0.00	0.00	0.00	0.00	0.00	0.00	
<b>TOTAL CASH DISBURSEMENTS</b>	136,105,599.06	16,415,935.26	0.00	11,012,419.18	163,533,953.50	0.00	0.00	0.00	3,331,923.78	3,331,923.78	0.00	0.00	0.00	0.00	0.00	3,331,923.78	166,865,877.28	0.00	0.00	0.00	0.00	136,105,599.06	16,415,935.26	0.00	14,344,342.96	166,865,877.28			
NON-CASH DISBURSEMENTS	8,010,166.51	1,170,711.60	0.00	0.00	9,180,878.11	0.00	0.00	0.00	0.00	0.00	0.00	0.00	0.00	0.00	0.00	0.00	9,180,878.11	0.00	0.00	0.00	0.00	8,010,166.51	1,170,711.60	0.00	0.00	9,180,878.11			
Tax Remittance Advices Issued (TRA)	8,010,166.51	1,170,711.60	0.00	0.00	9,180,878.11	0.00	0.00	0.00	0.00	0.00	0.00	0.00	0.00	0.00	0.00	0.00	9,180,878.11	0.00	0.00	0.00	0.00	8,010,166.51	1,170,711.60	0.00	0.00	9,180,878.11			
Non-Cash Availment Authority (NCAA)	0.00	0.00	0.00	0.00	0.00	0.00	0.00	0.00	0.00	0.00	0.00	0.00	0.00	0.00	0.00	0.00	0.00	0.00	0.00	0.00	0.00	0.00	0.00	0.00	0.00	0.00	0.00	0.00	
Disbursements effected through outright deductions from claims (please specify...)	0.00	0.00	0.00	0.00	0.00	0.00	0.00	0.00	0.00	0.00	0.00	0.00	0.00	0.00	0.00	0.00	0.00	0.00	0.00	0.00	0.00	0.00	0.00	0.00	0.00	0.00	0.00	0.00	
Overpayment of expenses(e.g. personnel benefits)	0.00	0.00	0.00	0.00	0.00	0.00	0.00	0.00	0.00	0.00	0.00	0.00	0.00	0.00	0.00	0.00	0.00	0.00	0.00	0.00	0.00	0.00	0.00	0.00	0.00	0.00	0.00	0.00	
Restitution for loss of government property	0.00	0.00	0.00	0.00	0.00	0.00	0.00	0.00	0.00	0.00	0.00	0.00	0.00	0.00	0.00	0.00	0.00	0.00	0.00	0.00	0.00	0.00	0.00	0.00	0.00	0.00	0.00	0.00	
Liquidated damages and similar claims	0.00	0.00	0.00	0.00	0.00	0.00	0.00	0.00	0.00	0.00	0.00	0.00	0.00	0.00	0.00	0.00	0.00	0.00	0.00	0.00	0.00	0.00	0.00	0.00	0.00	0.00	0.00	0.00	
Others(TEF, BTr-Documentary Stamp Tax, etc.)	0.00	0.00	0.00	0.00	0.00	0.00	0.00	0.00	0.00	0.00	0.00	0.00	0.00	0.00	0.00	0.00	0.00	0.00	0.00	0.00	0.00	0.00	0.00	0.00	0.00	0.00	0.00	0.00	
<b>TOTAL NON-CASH DISBURSEMENTS</b>	8,010,166.51	1,170,711.60	0.00	0.00	9,180,878.11	0.00	0.00	0.00	0.00	0.00	0.00	0.00	0.00	0.00	0.00	0.00	9,180,878.11	0.00	0.00	0.00	0.00	8,010,166.51	1,170,711.60	0.00	0.00	9,180,878.11			
<b>GRAND TOTAL</b>	144,115,765.57	17,586,646.86	0.00	11,012,419.18	172,714,831.61	0.00	0.00	0.00	3,331,923.78	3,331,923.78	0.00	0.00	0.00	0.00	0.00	3,331,923.78	176,046,755.39	0.00	0.00	0.00	0.00	144,115,765.57	17,586,646.86	0.00	14,344,342.96	176,046,755.39			


**SUMMARY**

Particulars	Previous Report	This Month	As at Date
(1)	(2)	(3)	(4)
Total Disbursement Authorities Received	336,906,519.74	162,669,000.11	499,575,519.85
NCA	317,339,631.00	153,488,122.00	470,827,753.00
NTA	0.00	0.00	0.00
Working Fund	0.00	0.00	0.00
TRA	19,566,888.74	9,180,878.11	28,747,766.85
CDC	0.00	0.00	0.00
NCAA	0.00	0.00	0.00
Less: Notice of Transfer of Allocations (NTA)* issued	0.00	0.00	0.00
Total Disbursement Authorities Available	336,906,519.74	162,669,000.11	499,575,519.85
Less:	0.00	0.00	0.00
Lapsed NCA	11,762.23	0.00	11,762.23
Disbursements	291,019,205.59	176,046,755.39	467,065,960.98
Less: Other Non-Cash Disbursements	0.00	0.00	0.00
Disbursements effected through outright deductions from claims	0.00	0.00	0.00
Overpayment of expenses(e.g. personnel benefits)	0.00	0.00	0.00
Restitution for loss of government property	0.00	0.00	0.00
Liquidated damages and similar claims	0.00	0.00	0.00
Others (e.g. TEF, BTr, Docs Stamp, etc.)	0.00	0.00	0.00
Add/Less: Adjustments (e.g. cancelled/staled checks)	0.00	0.00	0.00
Balance of Disbursement Authorities as at date	45,875,551.92	(13,377,755.28)	32,497,796.64
Total Disbursements Program	545,052,000.00	148,836,000.00	693,888,000.00
Less: *Actual Disbursements	291,019,205.59	166,865,877.28	457,885,082.87
(Over)/Under spending	254,032,794.41	(18,029,877.28)	236,002,917.13

Notes: \* The use of NTA is discouraged  
 Notes: \*\* Amounts should tally with the grand total disbursement (column 27).

Certified Correct:   
 MONALIZA V. GUZMAN  
 University Accountant  
 Date:

Recommending Approval:   
 EMERITA P. GERON  
 Chief AO, Finance  
 Date:

Approved By:   
 ARTHUR G. IBANEZ  
 OIC, Office of the University President  
 Date: